

Remote Learning/NTID Week

Kindergarten 2020/2021

Week **4** PACKET

This packet is to be completed when you receive a message of
"NO SCHOOL - Remote Learning Week"

The work must be completed and turned in after we miss for inclement
weather or other special circumstances, such as COVID-19.

You may send a message on LiveGrades or call the school if you have any
questions about the assignments.

Please do not work ahead and ONLY complete ONE Packet for each Week
that we miss school.

Student Name: _____

Parent Signature: _____

Date _____

Name: _____



Letters Before

Look at the letters in the boxes below.
Then fill in the letter that comes before the others.

	B	C
--	---	---

	E	F
--	---	---

	H	I
--	---	---

	K	L
--	---	---

	N	O
--	---	---

	Q	R
--	---	---


	T	U
--	---	---

	W	X
--	---	---




LEARNING COLORS


Color each picture below with the specified color.




Red



Orange



Green



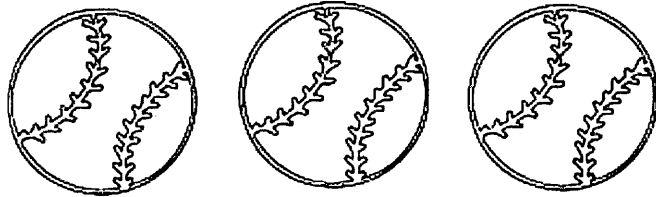
Yellow

Name: _____


Count and Match

Draw a line between each number to the matching set of objects.

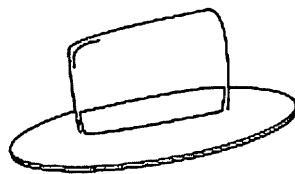
4




2



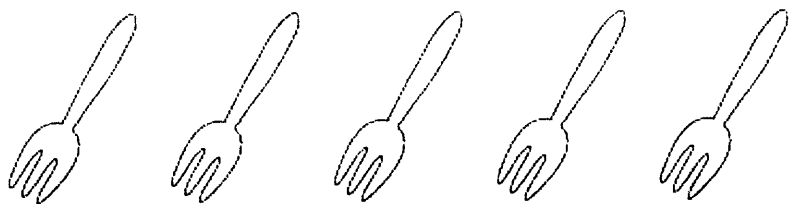
5



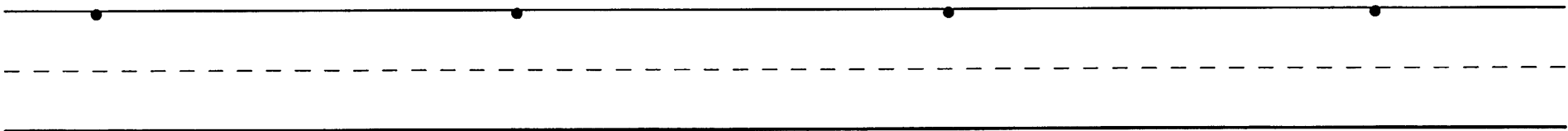
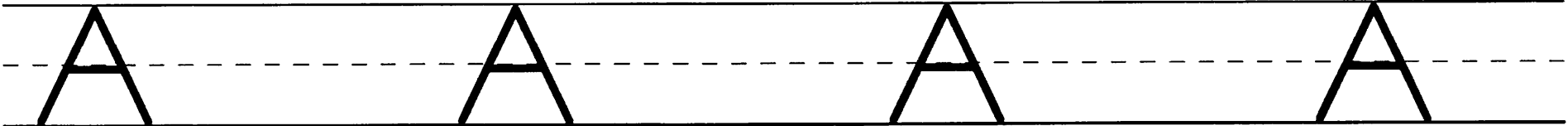
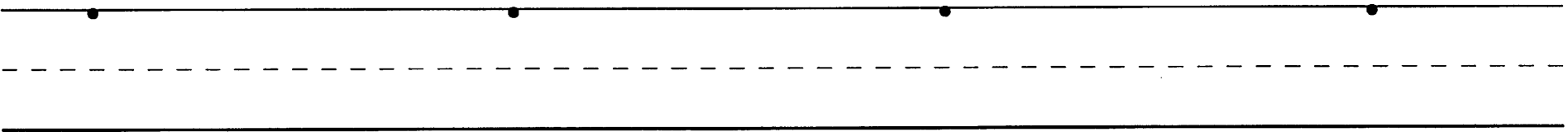
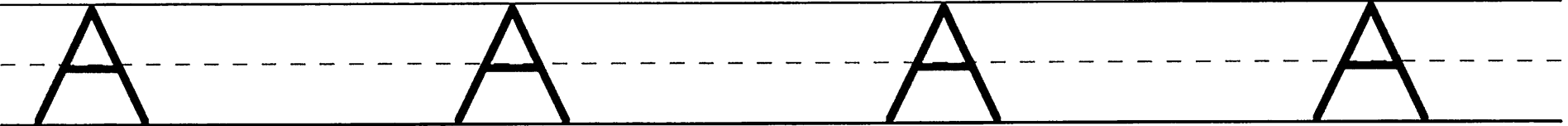
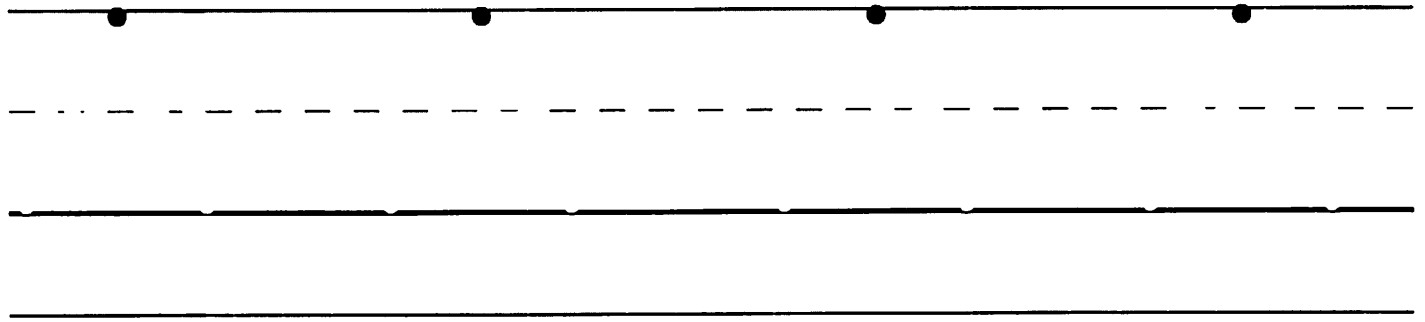
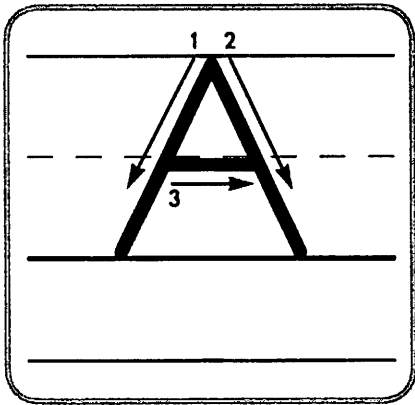
3



1



Trace and write the letters.



Home Practice

Instructions to guide letter formation at home:



1. Slant left. Lift.
2. Slant right. Lift.
3. Slide right.

Digital Tutor

Letter Model and Formation



Name: _____

2

Letters After

Look at the letters in the boxes below.
Then fill in the letter that comes after the others.

A	B	
---	---	--

D	E	
---	---	--

G	H	
---	---	--

J	K	
---	---	--

M	N	
---	---	--

P	Q	
---	---	--

S	T	
---	---	--

V	W	
---	---	--



SECRET

CONFIDENTIAL

SECRET

SECRET










SECRET

SECRET

Name: _____

LEARNING COLORS

Color each picture below with the specified color.



Name: _____

Count and Match

Count the number of pictures and match with the correct number.


5



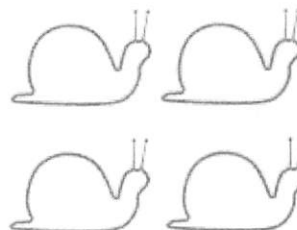
2



4



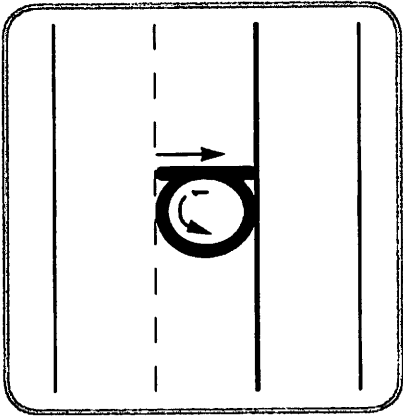
1



3



Trace and write the letters.



a a a

. . .

a a a

. . .



Name: _____

3

Alphabet Before and After

Look at the letters in the box below.
Then answer the questions about the position of the letters.

A B C D E

What letter is after B?

What letter is after D?

M N O P Q

What letter is before N?

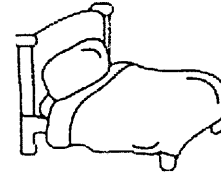
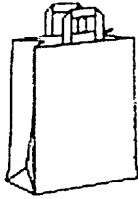
What letter is before Q?

Name: _____

Rhyme Connection



Draw a line to match each picture on the left with its rhyming partner on the right.

bag




bed

car



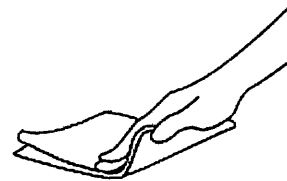

dog

shed



map

cap



rag

frog



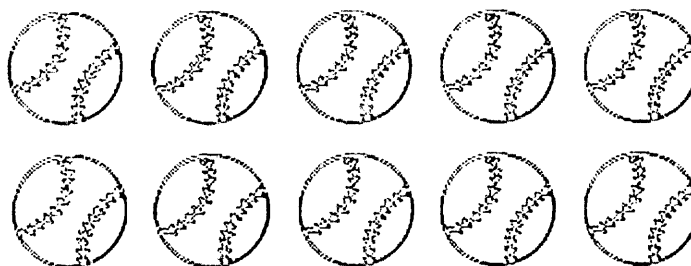
star

Name: _____

Count and Match

Draw a line between each number to the matching set of objects.


9



7



8






10



6



Trace and write the letters.



Instructions to guide letter formation at home:

1. Pull down straight. Lift.
2. Slide right; curve forward; slide left.
Slide right; curve forward; slide left.



Digital Tutor




Letter Model
and Formation

Name: _____

4


Alphabet Before and After

Look at the letters in the box below.
Then answer the questions about the position of the letters.



What letter is after T?

What letter is after U?



What letter is before H?

What letter is before K?

4

THE UNIVERSITY OF CHICAGO

DEPARTMENT OF CHEMISTRY

LABORATORY OF ORGANIC CHEMISTRY

REPORT OF RESEARCH

BY

ROBERT M. WAYNE

PH.D. THESIS

1956

CHICAGO, ILLINOIS


Name: _____

Rhyming Words Match


Circle one picture in each row that rhymes with the first one in the box.



map




pig



bug



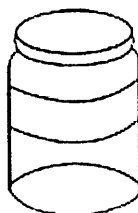
cap



car



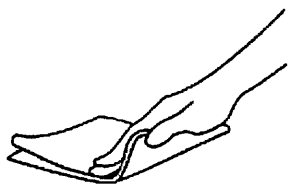
nut




jar



dog




rag




spin



mug



bag




log



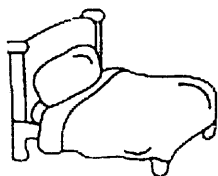
lip




frog



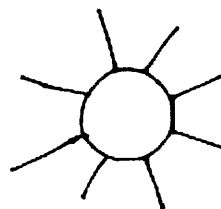
hay




bed



fed



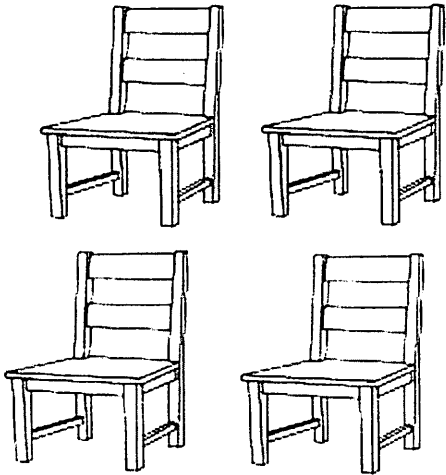
sun




pen

Name: _____

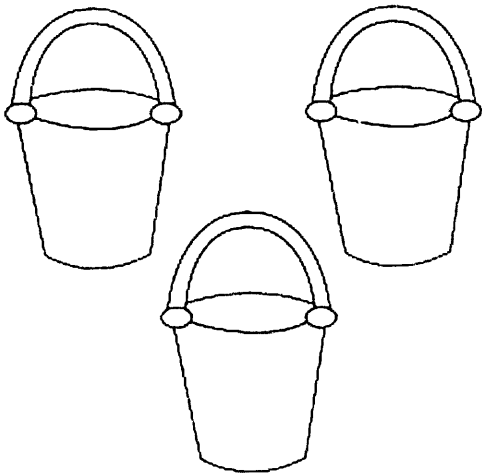
How Many Are There?




- 3
- 4
- 2




- 5
- 3
- 6



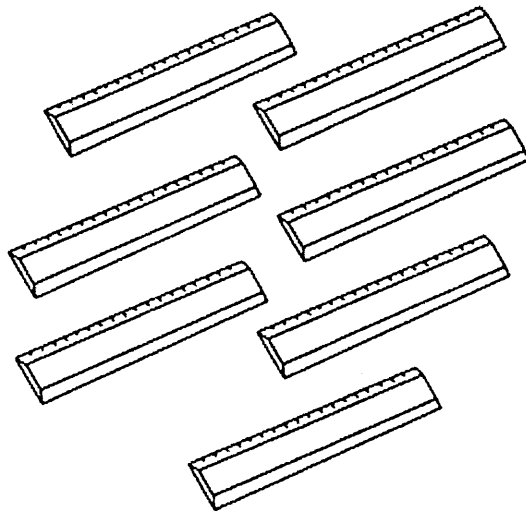
- 1
- 0
- 3



- 5
- 1
- 2






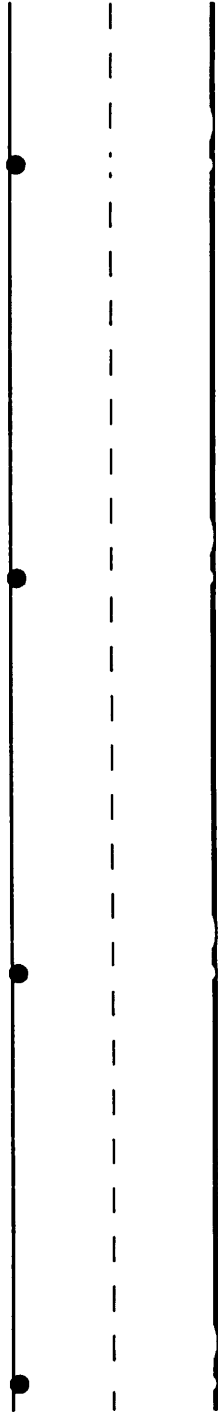
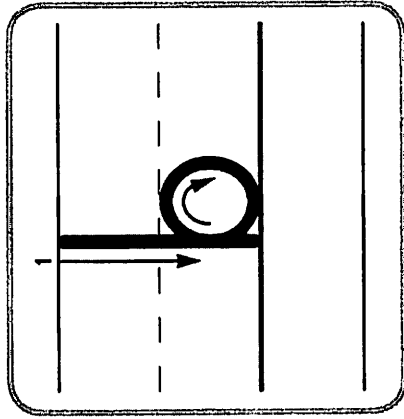


- 6
- 5
- 3




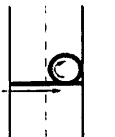
- 5
- 8
- 7

Trace and write the letters.



Instructions to guide letter formation at home:

1. Pull down straight. Push up; circle forward.




Digital Tutor
Letter Model
and Formation

Name: _____


5

Beginning Letter Sound

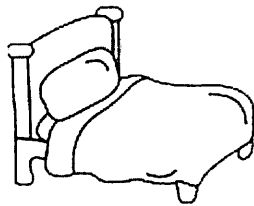
Circle the letter in each box that is the beginning sound for the picture below.



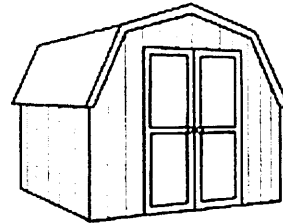
l p j



h n b




g n b



h s g



t h p



f r w

Name: _____

Words that Rhyme

Draw a line from each word on the left to the rhyming word on the right.

pan

fish

fly

horn

corn

suit

fruit

sky


wish

fan

Name: _____

Counting Animals

Count the animals and write the numbers below.




=



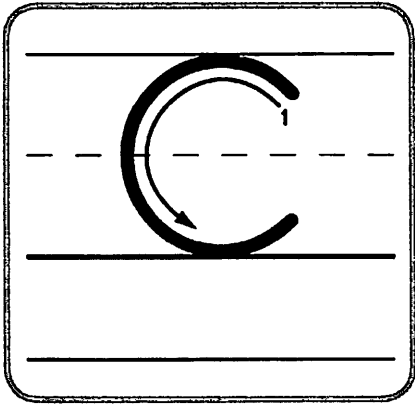
=




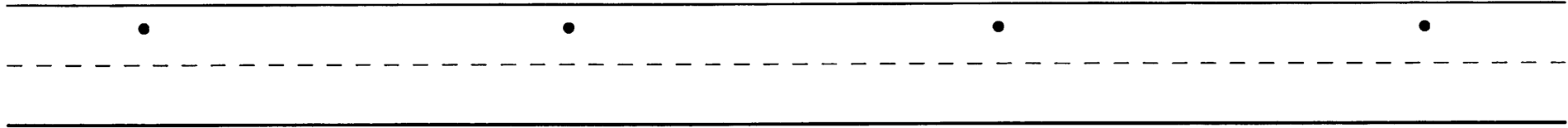
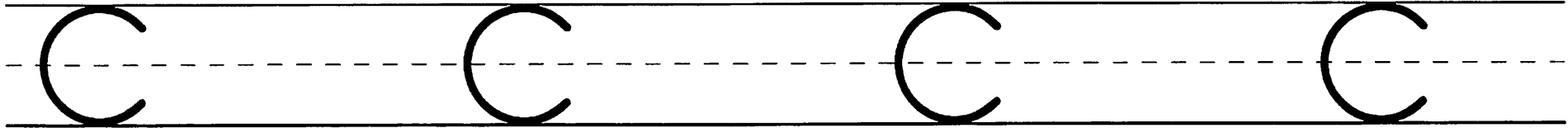
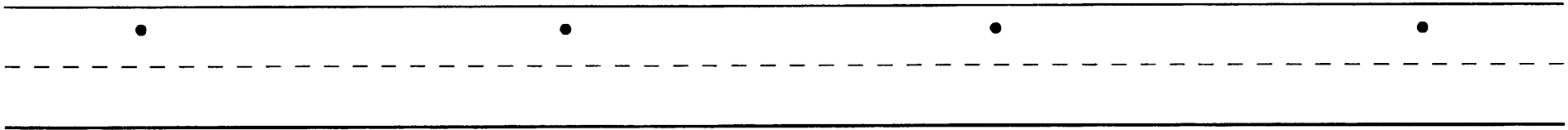
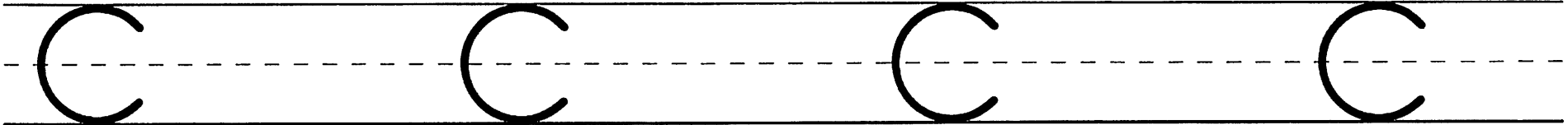
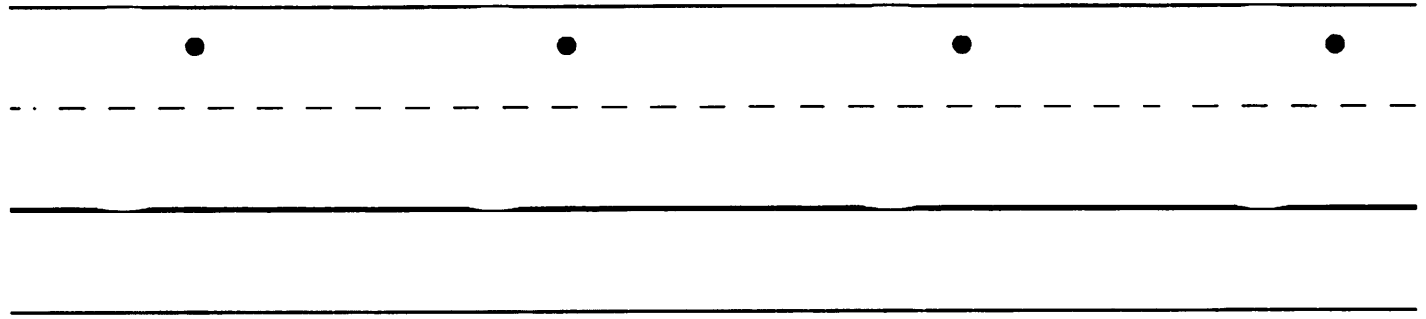
=



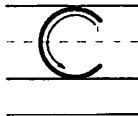
=



Trace and write the letters.



Instructions to guide letter formation at home:



1. Circle back.

Digital Tutor

Letter Model
and Formation

